



United Nations Environment
World Conservation Monitoring Centre

PROTEUS ANNUAL MEETING

27th – 28th June 2017, David Attenborough Building, Cambridge, UK



ExxonMobil



RioTinto






PROTEUS UPDATE: 2016 HIGHLIGHTS, IMPACT SURVEY RESULTS AND FINANCIAL REPORT

Katie Leach and Matt Jones

2016 marked the first year of the fourth phase of Proteus

In this presentation we will cover:

- 2016 Highlights
 - Proteus Impact Survey results
- 2016 Financial Report and 2017 Workplan





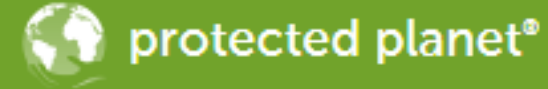
2016 HIGHLIGHTS

Highlight 1: Improved protected areas data

90 countries updated

22,000 sites added

87% updated or verified



Number of Protected areas

411

Polygons/Points ratio



65%

Polygons

35%

Points

Number of sources

For International designations 3

For National designations 10

TOTAL 13

Protected areas coverage ^(Ref 1.1)

Area terrestrial



12.36%

coverage

72,544.0 km² 586,770.0 km²
Land Area Protected Total Land Area

Area marine



0.8%

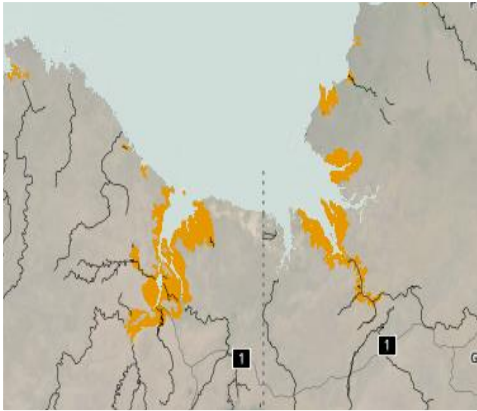
coverage

904.0 km² 112,400.4 km²
Marine Area Protected Total Marine Area

Warning: These statistics might differ from those reported officially by countries due to difference in methodologies and datasets used to assess protected area coverage and differences in the base maps used to measure terrestrial and marine area of a country or territory.
[Learn how we calculate protected area coverage statistics](#)

Highlight 2: New marine and coastal data

Saltmarshes



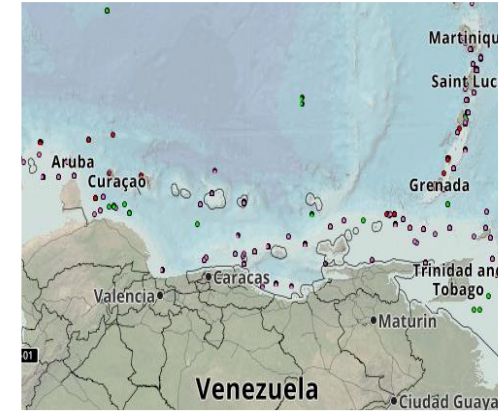
> 9,000 km²
added (20%
increase)

Seagrasses



8,000km²
added

Cold-water corals



Five-fold
increase in
data points

Highlight 3: Screening for Critical Habitat

Global Critical Habitat screening layer due to be released in 2017

- Updated marine Critical Habitat layer
 - Aligns with terrestrial Critical Habitat layer (due for release in July 2017)
- Review of data resources to support higher resolution screening layers
 - 108 existing networks available to pilot approach
 - 259 habitat datasets
- Developed methodologies for aligning with criteria for Ecologically or Biologically Significant Marine Areas and Vulnerable Marine Ecosystems

Highlight 4: Data updates in IBAT



Protected
Areas

221,464
records

January 2017



Key
Biodiversity
Areas

15,485
records

December
2016



Red List
Species

85,604
species

2016-3
December
2016

New versions of three core datasets

This includes a major update to Red List Species, which for the first time now includes Least Concern species

Highlight 5: New biodiversity resources



Technical briefing notes on data misalignments and temporal PA coverage



Webinars on Protected Areas and Sustainable Development Goals



Protected Planet Report 2016



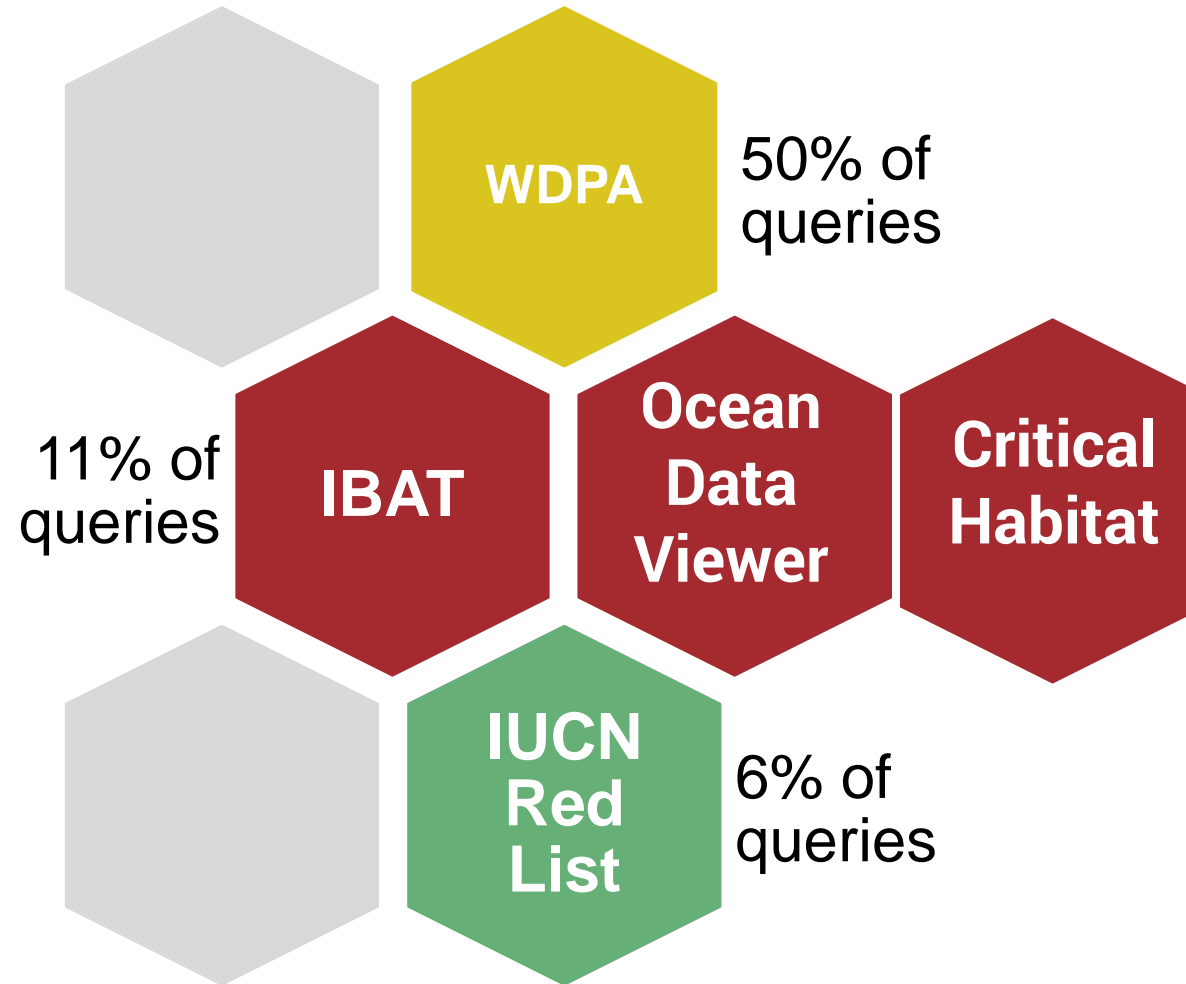
WDPA User Manual updated to version 1.4



New metadata sheets for 14 marine and coastal datasets.

Highlight 6: Training and technical support

Proteus Partner support queries by dataset



Highlight 7: Engaging on business and biodiversity issues

IUCN World Conservation Congress

- “No Go” areas
- Offsets policy
- Key Biodiversity Areas standard

13th CoP to the Convention on Biological Diversity

- Ecosystem approach
- Extractives to feature at next meeting

Common
issues

Natural
Capital
Protocol

Sustainable
Development
Goals

Indicators
and
Monitoring



IMPACT SURVEY RESULTS

Progress on 2016 priority improvements



Continued development of Critical Habitat layers



Continued improvement of the quality of data in the WDPA and IBAT



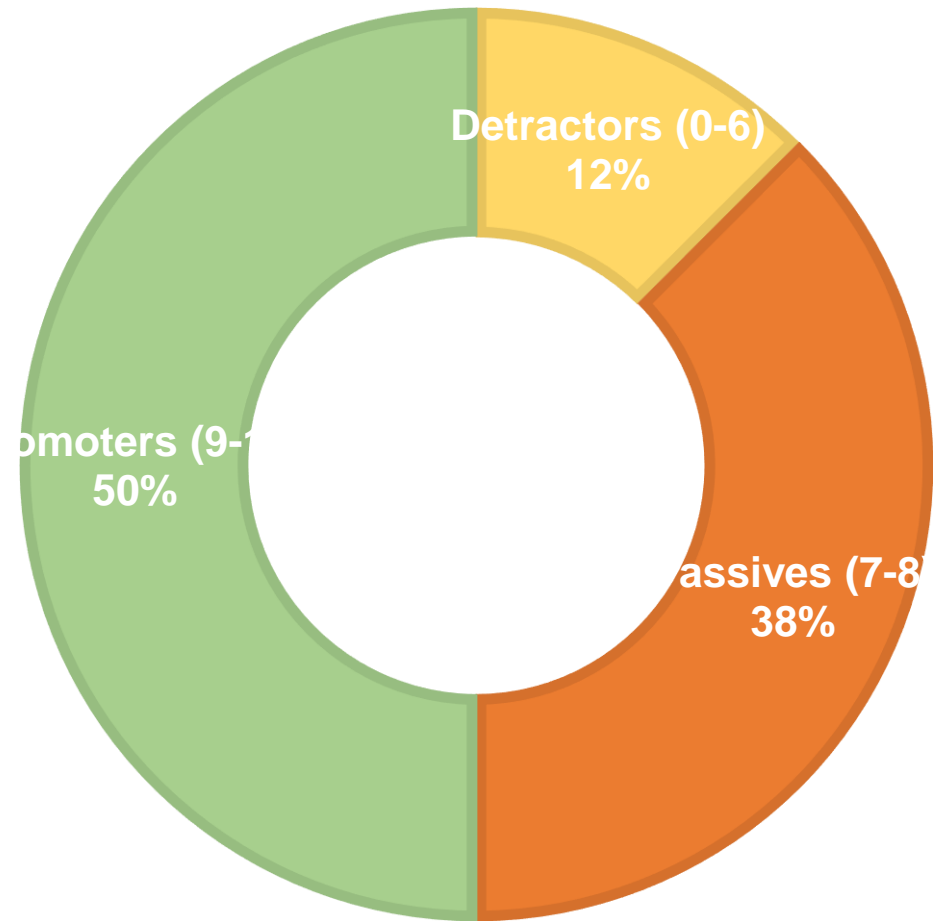
Move from data provider to insight provider

Examining the value of Proteus

Survey to explore the value of the data, information and support provided through the Partnership

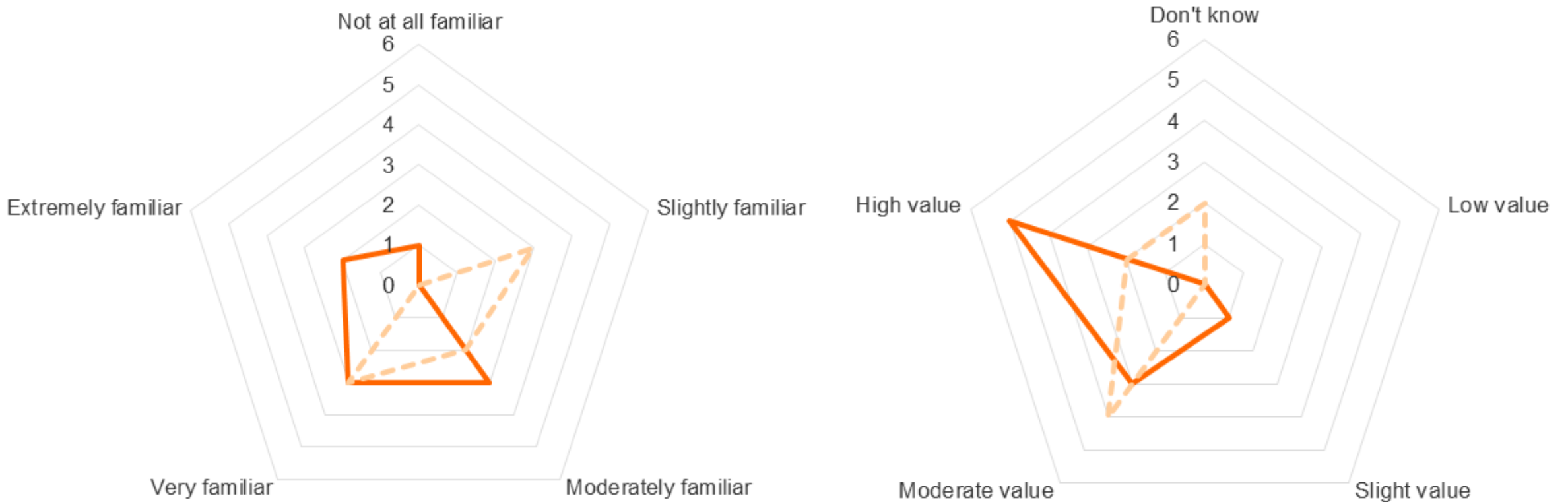
- 19 responses from 11 Proteus Partners
- 8 responses from technical/data users and 11 from policy/corporate users

Proteus Partners were satisfied with the overall experience and delivery of the Partnership

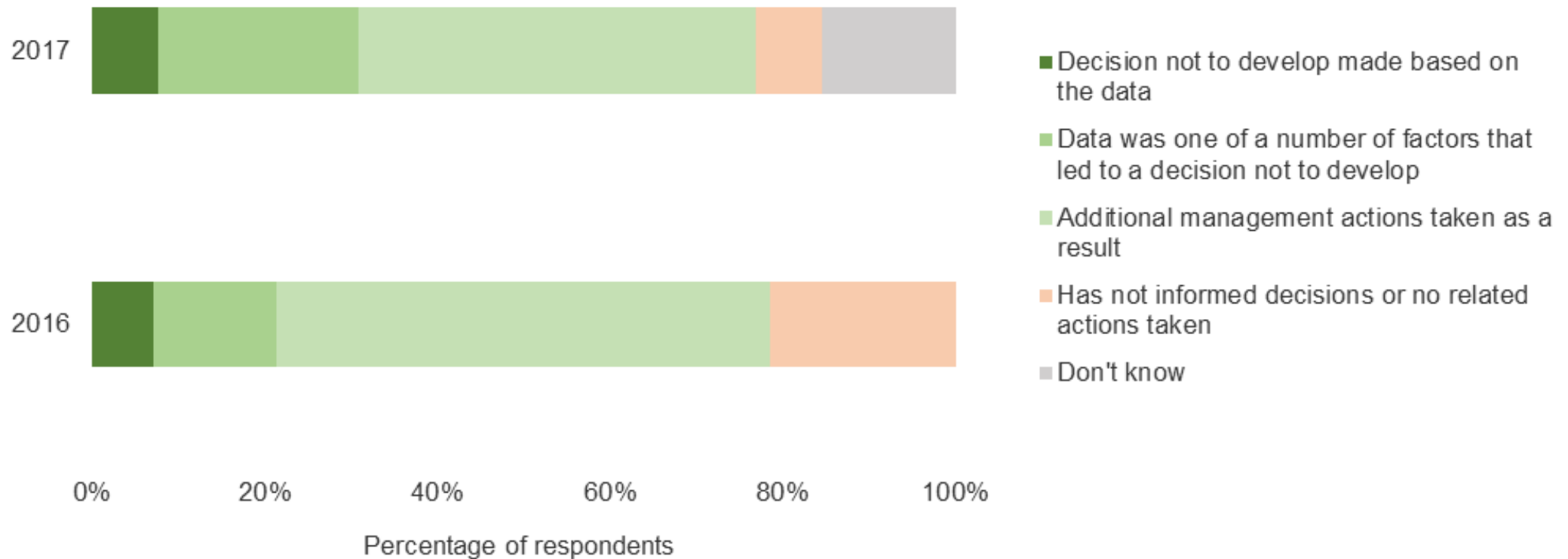


Technical/data users showed an increased familiarity with the Proteus Partnership in 2017

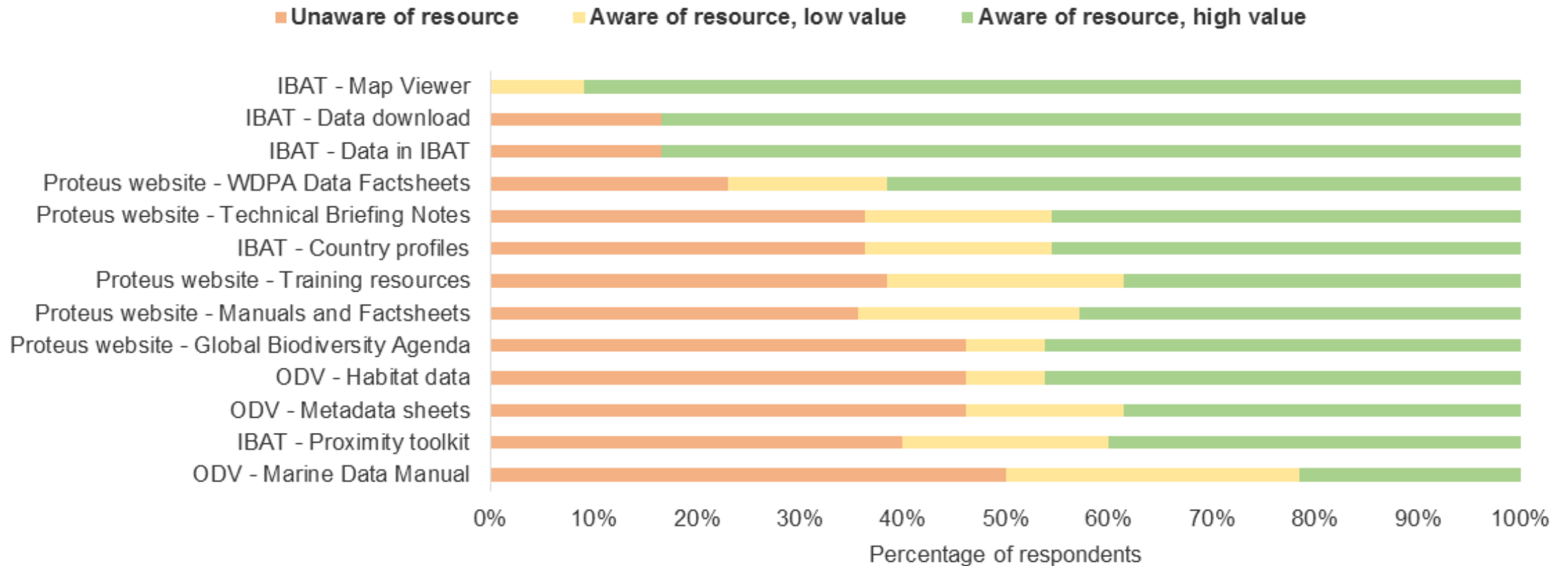
- 2017 Policy/corporate
- - - 2016 Policy/corporate
- 2017 Technical/data
- - - 2016 Technical/data



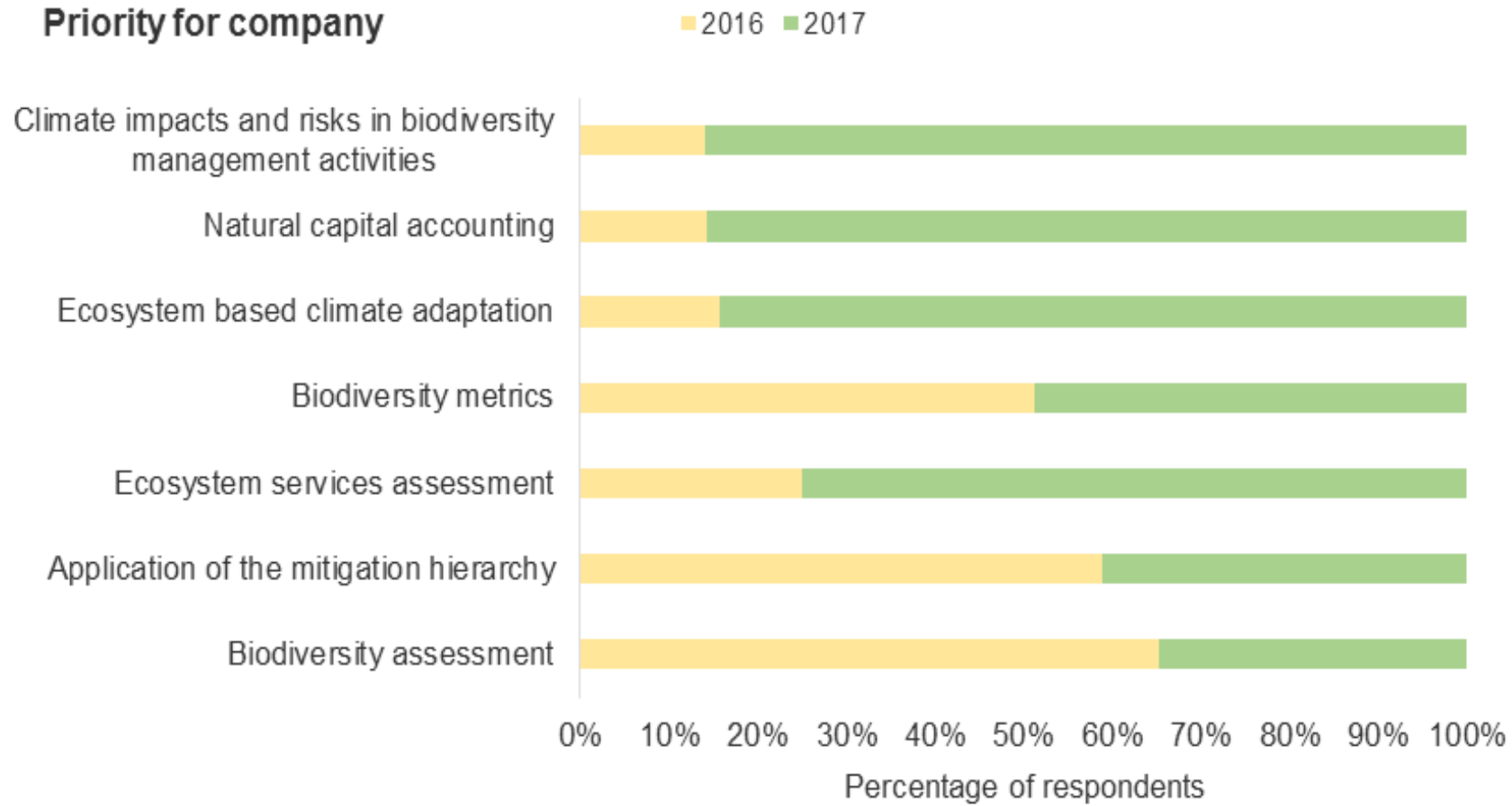
Data provided through the Proteus Partnership has a substantial impact on project development decisions



IBAT data and WDPA data factsheets were the most valuable Proteus resources



Climate change and natural capital were increasing priorities for Partners in 2017



Suggestions for Proteus going forward

Protected areas

- E.g. improve site-level information on protected area management where local regulations are in place

Data developments

- E.g. develop an app

General developments

- E.g. provide a platform with experiences identifying and managing biodiversity features, as well as contacts for key taxonomic groups



2016 FINANCIAL REPORT AND 2017 WORKPLAN

2016 Income and Expenditure: Overview

Total income **GBP 715,098**

- Plus in-kind contributions
- Plus leveraged funds


Total expenditure **GBP 716,207**



2016 Income and Expenditure: Activities

Income for 2016 workplan	Budget Income	Actual Income	
Proteus Partner Income	£708,100	£715,098	
Expenditure for 2016 workplan	Budget	Expenditure	Leverage
Data and Information	£408,000	£480,364	£512,014
<i>Improve the World Database on Protected Areas</i>		£217,713	
<i>Deliver the Integrated Biodiversity Assessment Tool</i>		£182,453	
<i>Improve and deliver marine and coastal data</i>		£80,198	
Interpretation and Application	£97,000	£91,322	£136,564
Engagement and Capacity	£147,500	£144,520	£131,567
Contingency	£55,600	£0	
Total	£708,100	£716,207	£780,145
Balance		-£1,108	

Leverage funds and in-kind contributions

Income for 2016 workplan		Budget Income	Actual Income	
Proteus Partner Income		£708,100	£715,000	
Expenditure for	<div style="border: 1px solid orange; padding: 10px; text-align: center;"> <p>In-kind Contributions</p> <p>£424,768</p>  </div>	Budget	Leverage ratio of	Leverage
Data and Information		£408,000	£1 : £1.1	£512,014
Interpretation		£97,000	For total partner contributions	£136,564
Engagement		£147,500		£131,567
		£55,600		
Total		£708,100	£716,207	£780,145
Balance			-£1,108	

2017 Workplan and budget

Expected Partner Income for 2017 workplan	Income
Proteus Partner Income	£704,000
Budget for 2016 workplan	Budget
Data and Information	£406,000
<i>Improve the World Database on Protected Areas</i>	£210,000
<i>Deliver the Integrated Biodiversity Assessment Tool</i>	£111,000
<i>Improve and deliver marine and coastal data</i>	£85,000
Interpretation and Application	£35,000
Engagement and Capacity	£162,000
Contingency	£101,000
Total	£704,000

2017 activities so far...

Biodiversity indicator scoping study

WDPA monthly releases

- 56 countries completely updated, over 223,000 records in the WDPA
- 123,500 records updated ; net addition of 1,800 records

Country factsheets

4 Technical assistance and ad hoc projects

3 Training courses

1 Global Biodiversity Agenda webinar

2 Technical Community of Practice sessions

17 Data verification and support request

Technical Briefing Notes

- Species responses to climate change – implications for resilient biodiversity management
- Remote sensing data for biodiversity management

Quarterly highlights

Questions?

